




POWER D 12 HE

	Code	Description	Q.ty	Advisable	Note
1	4058205	GR.COPERCHIO AS 6 GRI.WD/GIA.WD(MAN.GIA)	1	""	
2	6582120	HANDLE AS6 +FIREFLEX	1	""	
3	6582142	GR.COPERCHIO AS6 GRI.WD+MAN.GIA.WD	1	""	
4	2508570	SCREW 5X16 SP	6		
5	2502404	GASKET AS6	1		
6	2512044	PAPER FILTER AS6	2		
7	2502557	GASKET AS6	1		
8	3005017	MOTOR WIRE SET / CABLED PLUG AS6	1	""	
9	2501120	SLIDING SAFETY	1		
10	2501060	INTAKE AS6	1		
11	2506188	POWER BRUSH AS6 SOCKET	1		
12	2004286	PARACOLPI ANTERIORE AS 6 GRIGIO WD	1		
13	3000114	FILTER AS6	2	""	
14	2502516	UPPER MOTOR WASHER	1		
15	2505305	MOTORE CUP AS6 650W 230V (063200483)	1		
16	2508592	SCREW TCC 5X32	3		
17	3000116	AS 6 LOWER SHELL DRAINING FIREFLEX	1	""	
18	6582020	LOWER FRAME AS6 GREY WD+INSERTION	1	""	
19	2510148	RUOTA PIVOTTANTE D.50 NERA MON.	2		
20	2000041	FILTER HOLDER AS6	1		

POWER D 12 HE

	Code	Description	Q.ty	Advisable	Note
21	3000118	FILTER EXHAUST AS6	1	""	
22	2508590	SCREW TCC 5X22 SP	11		
23	2501950	COVER FOR WHEEL	2		
24	6582050	AXLE & STARLOCK	2	""	
25	2510021	REAR WHEEL AS 6 PP. BLACK 8966	2		
26	2508598	SCREW TCC 5 X 40 PAT TC POZI TROPIC	2		
27	3000117	MOTOR FIREFLEX AS6 BOTTOM CHASSIS	1	""	
28	2501927	AS6 MOTOR SUPPORT NYLON+FV BLACK 8970	1		
29	3000115	AIR OUTLET FILTER AS6	2	""	
30	2509020	WASHER D.6	1		
31	2501146	NYLON WASHER	2		
32	2010226	SILICON HOSE 3X5 L.130 FOR AS6/MONOV	1		
33	2506225	MANOSTAT	1		
34	2508591	SCREW TCC 5X22	2		
35	3000617	MOTOR FILTER D.117X25	1	""	
36	2506177	BULGIN PLUG PX691/63	1		
37	2512755	HEPA CARTRIDGE FILTER (FILTERING SURFACE 0,21 M ²)	1		
38	2506505	WIRING	2		
39	2506209	LAMP AS6	1		
40	2501929	AS6 NY +FV BLACK 8975 COVER BUTTON	1		

POWER D 12 HE

	 Code	Description	Q.ty	Advisable	Note
41	8006971	ETICHETTA MANIGLIA POWER D 12	1	""	
42	2500915	AS 6 SPRING COVER	1		
43	6100348	AS6 SWITCH WITH DETACHABLE CABLE	1	""	
44	2200380	CONSOL AS6	1		
45	2200395	AS6 RIGHT SIDE ACCESSORIES SUPPORT PP BLACK 9028	1		
46	2200369	AS6 TANK GREY WD FOR DETACHABLE CABLE	1		
47	2200396	AS6 LEFT SIDE ACCESSORIES SUPPORT PP BLACK 9026	1		
48	2509030	GALVANIZED WASHER D.6X24X1	1		
49	2507046	CABLE 2 X1 GREY MT.15 EXP DETACHABLE	1		
50	856000101	UPHOLSTERY TOOL	1	""	
51	856000061	ROUND BRUSH	1	""	
52	856000071	CREVICE TOOL	1	""	
53	2511538	COMBI FLOOR TOOL RD277 D.32 PLAST.	1		
56	MK-022	TELESCOPIC TUBE	1	""	
57	2511021	TUBO FLESS.D.33 INTERNO GRI.MT.2,5	1		
58	2005364	CUFF	1		
59	MK-030	CURVED HOSE	1	""	
60	6010667	FLEXIBLE HOSE 2,5 M	1	""	
61	3000119	T-SHAPED FIREFLEX	1	""	
62	2003602	LEFT HALFSHELL BLACK FOR CONNECTION AS2/5/6	1		

POWER D 12 HE

	Code	Description	Q.ty	Advisable	Note
63	2003612	RIGHT HALFSHELL BLACK FOR CONNECTION AS2/5/6	1		
64	2508523	TSP SCREW 4X12 PAT ZNB	2		
65	6962203	BRUSH JOINT TELESCOPIC EXTENSION LEAD D32 AS2/6	1	""	
66	2511523	D320 DRY FLOOR TOOL	1		
67	2502028	RUBBER FAIRLEAD D.6 RIF.PAS006	1		
69	3000009	Rubber AD.19X60X1	2	""	
70	2506271	AS6 SWITCH PROTECTION	1		